



# Parking Information

Year round, a vehicle must display a valid permit to park on campus excluding weekends, when the university is closed, or designated by special signage.

Weekdays (Monday - Friday) a permit is required in all lots or as posted. Resident lots are restricted 24 hours.

Weekdays (after 4:30 p.m.) commuter and most employee lots are open to all permits unless otherwise posted.

Weekends (Friday 4:30 p.m. - Sunday) a permit is not required in commuter and most employee lots unless otherwise posted.

## Visitor Parking (hourly/daily options)

- Kiosk - purchase a permit here
- Parking garage (96A, 96B)
- Public parking - purchase a permit at nearby kiosk (2 hour max)
- Pay by space - purchase a permit at nearby kiosk (2 hour max)
- Meter (2 hour max)
- Bus stop
- Patient parking (P28A, P48A, and P49 only)
- Parking and Shuttle Services
- University Police

## Informational Only (not on map)

**15** 15 minute parking no permit required stalls are located throughout campus.

ADA accessible parking is located in proximity to all campus buildings and if unavailable, parking is permitted in any non-reserved stall with a valid NAU permit.

**MC** Motorcycle parking in designated stalls or white hashed areas not adjacent to ADA stalls or fire hydrants.

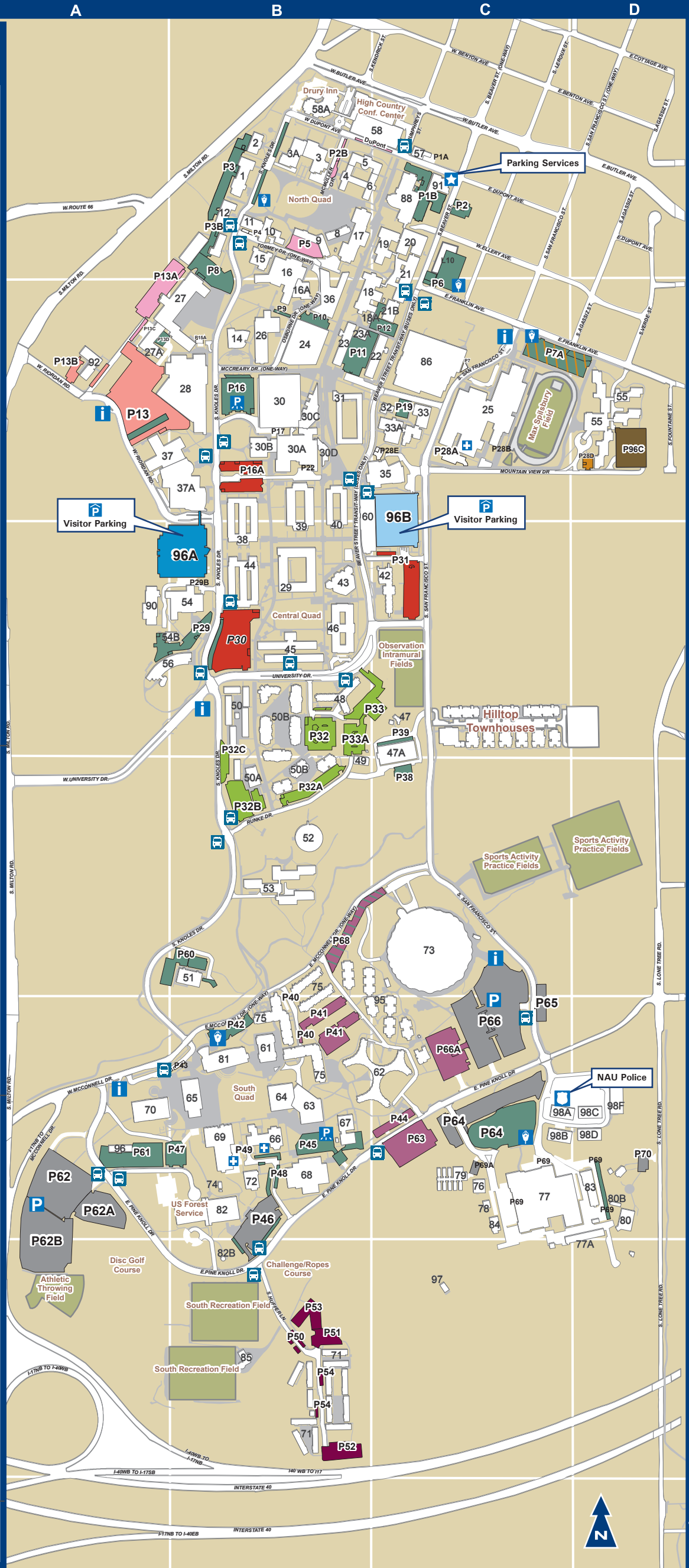
Enterprise CarShare (P16A, P32B, P45)

Car charging stations (P16A, P60, P96B)

## Parking Zones

- E** Employee
- NC** North Commuter (P13, 13B)
- 96A** Knoles Garage
- 96B** San Francisco Garage
- 96C** Mtn. View Residents Only
- R1** Residence parking
- R2** Residence parking
- R3** Residence parking
- R4** Residence parking
- R5** Residence parking
- R6** Residence parking
- SC** South Commuter

NOTE: This campus map is current as of August 1, 2016. For the most current version visit [nau.edu/parking](http://nau.edu/parking). Parking areas are subject to closure for maintenance and special events.



# Building List Alphabetical

Departments/Buildings	Building #	Grid
Adel Mathematics	26	B-2
Applied Research and Developmen	56	A-3
Atmospheric Research Observatory	47	C-3
Babbitt Academic Annex	23	B-2
Babbitt Administrative Center	51	B-4
Bilby Research Center	52	B-4
Biological Sciences	21	C-1
Biology Greenhouse	18A	C-2
Blome (CIE)	2	B-1
Bookstore	35	B-2
Bury	8	B-2
Campus Health Services	25	C-2
Centennial	91	C-1
Ceramics Complex	80	D-5
Cline Library	28	B-2
College of Arts and Letters	15	B-1
Communications	16	B-1
du Bois/Food Court	64	C-5
Disability Resources	25	C-2
Eastburn Education	27	B-2
Engineering and Natural Sciences	69	B-5
Eugene M. Hughes Building (HRM)	33A	C-2
Extended Campus Operations Center	98D	B-2
Facility Services	77	C-5
Fieldhouse	30	B-2
Gammage	1	B-1
Gateway Student Success Center	43	B-3
Geology	12	B-1
Geology Annex	13	B-1
Graduate College	11	B-1
Greenhouse Complex	79	C-5
Health Professions	66	B-5
Housing and Residence Life	5	C-2
Human Resources	91	C-1
Information Services Annex	54B	B-3
Information Services	54	A-3
Institute for Human Development	27A	A-2
International Pavilion	50A	B-4
KNAU	83	D-5
Learning Resource Center	61	B-5
Liberal Arts	18	B-2
Lutz Telescope	47	C-3
Native American Cultural Center	14	B-2
Nursing	72	B-5
Old Main	10	B-1
Parking and Shuttle Services	91	C-1
Performing and Fine Arts	37	A-2
Peterson	22	C-2
Physical Sciences	19	C-1
Ponderosa	92	A-2
Postal Services	35	C-2
Printing Services	57	C-1
Property Surplus	47A	C-3
Purchasing Services	98B	C-3
Raul H. Castro SB	65	B-5
Raul H. Castro SBS West	70	A-5
Riles	15	B-1
ROTC	47A	C-3
School of Informatics, Computing and Cyber Sys.	90	A-3
Science and Health	36	B-2
Science Annex	20	C-1
Science Lab Facility	17	B-1
Sculpture Studio	84	C-5
Shuttle Services	83	D-5
South Beaver School	93	C-1
Southwest Forest Science Complex	82	B-5
Student and Academic Services	60	B-3
Student Support Services	30B	B-2
University College	8	B-1
University Police	98A	C-5
University Services	90	A-3
University Union/Food Court	30C	B-2
W.A. Franke College of Business	81	B-5
Wettaw	88	C-1
<b>Event Venues</b>	<b>Building #</b>	<b>Grid</b>
1899 Bar & Grill	3	B-1
Ardrey Auditorium	37A	B-2
Ashurst Hall	11	B-1
Drury Hotels	58A	B-1
Health and Learning Center (HLC)	25	C-2
High Country Conference Center	58	C-1
Lumberjack Stadium	25	C-2
Aquatic and Tennis Complex	86	C-2
Prochnow Auditorium	3A	B-1
Rolle Activity Center	68	B-5
<b>Residence Halls</b>	<b>Building#</b>	<b>Grid</b>
Allen Hall	46	B-3
Campbell Hall	6	B-1
Campus Heights Apartments	50	B-3
Cowden Learning Community	38	B-3
Ernest Calderon Learning Community	29	B-3
Gabalton Hall	53	B-4
Gillenwater Hall	31	B-2
Hilltop Townhomes	59	C-3
McConnell Hall	62	C-5
McDonald Hall	40	B-2
McKay Village	50B	B-3
Morton Hall	4	B-1
Mountain View Hall	55	D-2
Pine Ridge Village	95	C-5
Raymond Hall	39	B-2
Reilly Hall	48	B-3
Roseberry Apartments	13A	A-2
Sechrist Hall	42	C-3
South Village	71	B-6
The Suites	75	B-4
Taylor Hall	9	B-1
Tinsley Hall	44	B-3
Wilson Hall	45	B-3



## Parking and Shuttle Services

Centennial building, #91 Monday - Friday 7:30 a.m. - 4:30 p.m.  
 PO Box 5603 Front office: 928-523-6623  
 Flagstaff, AZ 86011-5603 Dispatch (after hours) 928-523-9066  
[nau.edu/parking](http://nau.edu/parking)

## Visitor Parking

Daily and hourly parking options include pay by space, pay and display, metered parking, and parking garages. Permits may be obtained at kiosks located at most entrances to campus, pay-by-phone or online.

## Patient/Client Parking

Parking is available when visiting Campus Health Services or Health Professions.

- Campus Health Services provides patient parking. Parking is located in the Health and Learning Center (HLC) parking lot south of the building (P28A).
- Health Professions provides non-affiliated client parking in parking lots P48A and P49.
- For more information please contact the department you are visiting.

## Bike Program

Register your bike at the Parking Services office at no cost; just bring the bike and your JacksCard. Registration is essential in locating your bike if it is lost or stolen, or if you are requesting your lock to be cut. Parking Services also offers bike locker and enclosure rentals to protect your bike from the elements.

## Motorist Assistance

Parking Services offers help with jump starts, tire inflations, lockouts, emergency gas, and bike lock cuts (for registered bikes only). Assistance is available Monday through Thursday 7:30 a.m. to 10 p.m. and Friday 7:30 a.m. to 4:30 p.m. during the academic year, and Monday through Friday 7:30 a.m. to 4:30 p.m. during breaks. For motorist assistance call 928-523-9066, services are provided when staff is available.

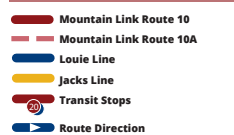
## Shuttle Information



**Mountain Link (Route 10) Hours:**  
 Mon. - Fri.: Buses depart Stop 1 every 20 minutes from 6:30 AM - 10:10 PM. Bus runs every 10 minutes at Stops 3-18 from 7 AM - 7 PM and every 20 minutes at all other times.  
 Weekends: Buses depart Stop 1 every 40 minutes from 7:15 AM - 7:45 PM. Bus runs every 15 minutes at Stops 3-18.

**Mountain Link (Route 10a) Hours:**  
 Mon. - Fri.: First run departs Stop 21 at 6:58 AM and runs every 20 minutes. Final run departs Stop 21 at 6:18 PM.  
 Weekends: Bus departs every 40 minutes from 7 AM - 7 PM.

**NAU Holidays and Breaks:**  
 Route 10: Runs every 40 minutes from 6:30 AM - 10:33 PM (weekdays) and 7:15 AM - 8:08 PM (weekends).  
 Route 10a: Does not operate.



**Transit Spine**  
 Shuttles and bicycles only.  
 No cars; pedestrians on crosswalks.

**Downtown Connection Center**  
 5-minute Walk

Fares	Youth* (17-21)	Adult (22-64)	Seniors* (65+)
Cash Fare (one-way)	\$0.60	\$1.25	\$1.00
Day Pass (unlimited)	\$1.25	\$2.50	\$1.25
30-Day Pass First Purchase	\$20	\$37	\$20
30-Day Pass Renewal	\$17	\$34	\$17
30-Day Pass First Purchase	\$10	\$20	\$10
30-Day Pass Renewal	\$8.50	\$17	\$8.50

\*10 must be presented to qualify for reduced fare.

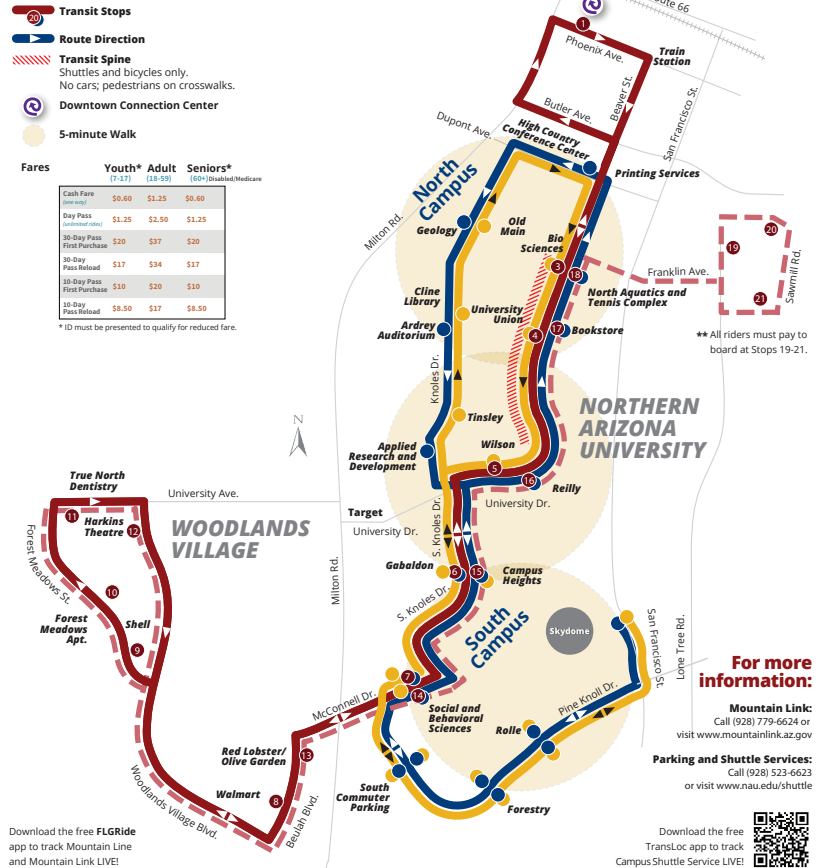


**Louie Line:** Mon - Thu 7 a.m. - 10 p.m.  
 Fri: 7 a.m. - 5 p.m.  
 Departs every 4 minutes from Skydome until 4 p.m.; every 15 minutes until 10 p.m.

**Jacks Line:** Mon-Thu 7 a.m. - 11:30 p.m.  
 Fri: 7 a.m. - 5 p.m.  
 Departs every 4 minutes from Skydome until 4 p.m.; every 15 minutes until 10 p.m.; every 30 minutes until 11:30 p.m.

**Summer and Downtime:** Mon.-Fri.: 7 a.m. - 5 p.m.  
 Follows Jacks Line route. Departs Skydome every 30 minutes.

**Mountain Line Downtown Connection Center**  
 Connect to Routes 2, 3, 4, 5, 7, 14, 66  
 For complete Mountain Line route and schedule information, visit [mountainline.az.gov](http://mountainline.az.gov).



**For more information:**

**Mountain Link:**  
 Call (928) 779-6624 or visit [www.mountainlink.az.gov](http://www.mountainlink.az.gov)

**Parking and Shuttle Services:**  
 Call (928) 523-6623 or visit [www.nau.edu/shuttle](http://www.nau.edu/shuttle)

Download the free FLGRide app to track Mountain Line and Mountain Link LIVE!  
 Download the free TransLoc app to track Campus Shuttle Service LIVE!

**NAU Students Ride Mountain Link (Route 10) FARE-FREE With ID\***